SOLUTION

COMBINATION

EML 2515 AJ

Fiber Laser



INTEGRATED SOLUTION FIBRE LASER COMBINATION

AMADA

EML 2515 AJ Fiber Laser

INTEGRATED SOLUTION FIBRE LASER COMBINATION

ALL ELECTRIC PUNCHING SYSTEM WITH IN-HOUSE DEVELOPED FIBRE LASER ENGINE FOR FLEXIBLE, LOW RUNNING COST PRODUCTION

Equipped with a 3kW fibre laser engine manufactured in-house using the industries highest power single diode modules, the EML-AJ brings a new dimension to AMADA's highly successful EML CO_2 combination machine. Features designed specifically for minimal operator intervention allow full range processing of simple to complex parts. Various automation systems can also be utilised to provide long running, unmanned manufacturing. With a full table cabin enclosure and second origin setting point for quick, manual operation, employee safety and ease of operation are guaranteed.

Photograph may include optional equipment

MAIN FEATURES

1 HIGH SPEED AND HIGH PRODUCTIVITY

AMADA MANUFACTURED FIBRE LASER

AMADA was the world's first laser manufacturer to develop its own fibre laser oscillator. Using high power, single modules a very high quality laser beam means higher cutting speeds and more productivity.

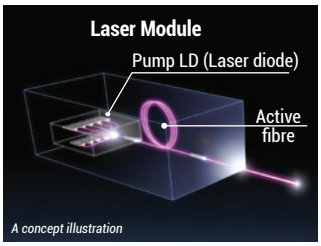

In order to enhance the production of fibre laser oscillators at AMADA's Fujinomiya facility, 18 clean rooms have been created specifically for manufacturing assemblyand testing operations.

2 INTEGRATED FUNCTIONALITY

MULTI-PURPOSE TURRET WITH TAPPING

The EML-AJ is equipped with a multi-purpose, 44 station turret which includes a 4 station tapping unit. This system allows taps of M2.5 – M8 to be used in-cycle and eliminates the need for a separate tapping unit. Cutting and forming thread taps can be used. If tapping is not required, the 4 stations can be used for standard punch tooling.

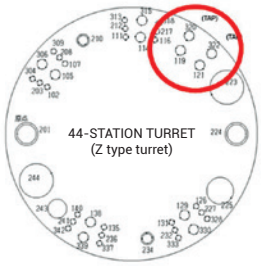

3 CONTINUOUS MANUFACTURING

AUTOMATIC NOZZLE CHANGER

In order to provide full processing capabilities and maximum up-time of the machine, the EML-AJ is equipped with a 4 station automatic nozzle changer. This system not only changes the nozzle, but cleans it and calibrates the cutting head each time a change takes place to ensure consistent, reliable, long term production.

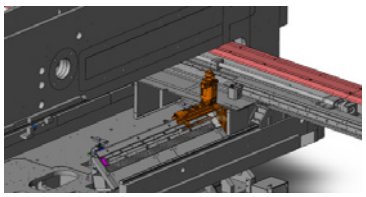

4 A SAFE AND SPACE SAVING DESIGN

TABLE CABIN & SETTING SECOND ORIGIN

The processing area is enclosed with a table cabin and a shutter to completely prevent the laser beam from escaping outside.

Setting second origin provides operability equivalent to that of the conventional combination machine.



AMNC 3I NUMERICAL CONTROL

The AMNC 3i numerical control used on the EML-AJ series fibre lasers is a 21.5" HD touch screen system that provides simple, intuitive operation for higher productivity. It fits perfectly into the VPSS 3i digital suite concept.

Features include:

- Smart phone type operation for zooming.
- On-screen nesting automatic NC generation.
- One touch operation for quick machine setup.
- Machine productivity and history record.

Smart phone type operation for zooming

On-screen nesting and NC creation

One touch operation for many functions

Machine productivity record

DIMENSIONS

Unit : mm

EML-2515AJ
(L) 5689 x (W) 6927 x (H) 2525

With PDC option:
(L) 6808 x (W) 6927 x (H) 3010

MACHINE SPECIFICATIONS

EML-2515AJ			
Numerical Control			AMNC 3i
Combined working range (with reposition) X x Y		mm	3050 x 1525
Material thickness		mm	6.0
Punch	Rapid feed rate X/Y/Z		(X) 100 / (YP) 80 / (YL) 100 / (Z) 80
	Press capacity	kN	300
	Press stroke (25.4 mm pitch / 5 mm stroke)	hpm	500
	Tap (cutting/forming)		MPT Tap
Laser	Oscillator		Fibre 3kW
	Laser protection		Table cabin
	Accuracy	mm	± 0.07

OSCILLATOR SPECIFICATIONS

		AJ-3000
Beam generation		Laser diode-pumped fibre laser
Maximum power	W	3000

PUNCH / DIE CHANGER SPECIFICATIONS

PDC		
Maximum number of punch tools		220
Maximum number of dies		440
Largest tool diameter	mm	114.3

Specifications, appearance, and equipment are subject to change without notice by reason of improvement.

For your safe use
Be sure to read the user manual carefully before use.
When using this product, appropriate personal protection equipment must be used.

Laser class 1 when operated in accordance to EN 60825-1

The official model name of the machines and units described in this catalogue are non-hyphenated like EML2515AJ. Use this registered model names when you contact the authorities for applying for installation, exporting, or financing. The hyphenated spellings like EML AJ are used in some portions of the catalogue for sake of readability.

Hazard prevention measures are removed in the photos used in this catalogue.

AMADA UK LTD.
Spennells Valley Road,
Kidderminster,
Worcestershire DY10 1XS
United Kingdom
Tel: +44 (0)1562 749500
Fax: +44 (0)1562 749510
www.amada.co.uk

AMADA SA
Paris Nord II
96, avenue de la Pyramide
93290 Tremblay en France
France
Tél : +33 (0)1 49 90 30 00
Fax : +33 (0)1 49 90 31 99
www.amada.fr

AMADA GmbH
Amada Allee 1
42781 Haan
Germany

Tel: +49 (0)2104 2126-0
Fax: +49 (0)2104 2126-999
www.amada.de

AMADA ITALIA S.r.l.
Via Amada I., 1/3
29010 Pontenure
(Piacenza)
Italia
Tel: +39 (0)523 872111
Fax: +39 (0)523 872101
www.amada.it

F090-EU02en – May 2019– © AMADA EUROPE. All rights reserved.